


SUMMER SERIES

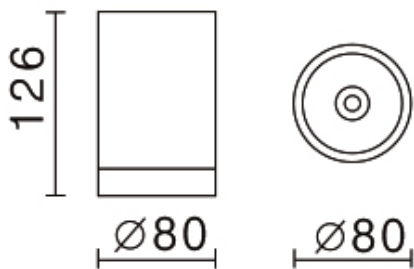
SURFACE MOUNTED CEILING LIGHTS





SUMMER 80

SURFACE MOUNTED CEILING LIGHT



SPECIFICATION

SERIES: SUMMER

WATTAGE: 13W / 18.5W

BEAM ANGLE: 10° / 20° / 40° / 50°

COLOUR TEMP: 3000K / 4000K

LUMEN OUTPUT: 1500 LM / 2000 LM

IP RATING: IP20

CRI: 90


TRIM COLOUR: BLACK / WHITE / SILVER

MOUNTING TYPE: SURFACE

LIFESPAN: 50,000 HOURS

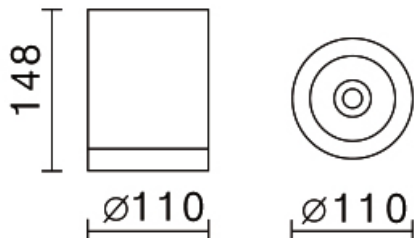
WARRANTY: 5 YEARS

Photometric information available



SUMMER 110

SURFACE MOUNTED CEILING LIGHT



SPECIFICATION

SERIES: SUMMER

WATTAGE: 18W / 25W

BEAM ANGLE: 10° / 20° / 40° / 70°

COLOUR TEMP: 3000K / 4000K

LUMEN OUTPUT: 2500 LM / 3400 LM

IP RATING: IP20

CRI: 90


TRIM COLOUR: BLACK / WHITE / SILVER

MOUNTING TYPE: SURFACE

LIFESPAN: 50,000 HOURS

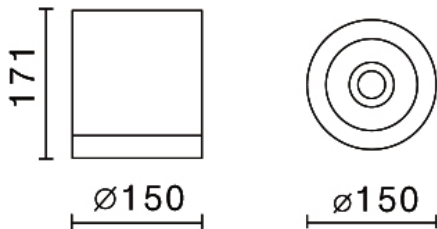
WARRANTY: 5 YEARS

Photometric information available



SUMMER 150

SURFACE MOUNTED CEILING LIGHT



SPECIFICATION

SERIES: SUMMER

WATTAGE: 35W / 41W / 52W

BEAM ANGLE: 12° / 20° / 40° / 70°

COLOUR TEMP: 3000K / 4000K

LUMEN OUTPUT: 4200 LM / 4900 LM / 6200 LM

IP RATING: IP20

CRI: 90

TRIM COLOUR: BLACK / WHITE / SILVER

MOUNTING TYPE: SURFACE

LIFESPAN: 50,000 HOURS

WARRANTY: 5 YEARS

Photometric information available